


SIGA NATURAL SLATE  
A GUIDE FOR SCOTLAND

**SIGA**  
Natural Slate

# Contents

5	Introducing SIG Roofing
5	An Introduction to SIGA Natural Slate
6	Understanding BS EN12326-1:2004 & CE Marking
9	Slate Selection and Wastage Rates
10	Design Considerations
11	Fixings and Headlap Tables BS 5534
15	Fixing Natural Slates
16	Slate Storage and Sorting
17	Slate Coverage
19	SIGA Range Overview
19	Excellence Range
20	Specification Range
21	Commercial Range
22	Economy Range





# SIG Roofing | SIGA Natural Slate

## Introducing SIG Roofing

As the largest distributor of natural slate in the world, the SIG Group supports Europe's largest markets, including the UK, Ireland, France and Germany.

SIG Roofing, a subsidiary of SIG plc, sells over 13 million slates a year across the UK from a range largely sourced directly from the quarries.

Quality is at the forefront of everything we do, so we work closely with our producers to ensure that we supply slate that not only meets your performance criteria, but also meets your aesthetic requirements within budget. We know from our extensive experience that no two projects are alike, so we ensure that every slate is carefully selected to match your roofing requirements and geographical area.

## An Introduction to SIGA Natural Slate

Slate is a natural material and will vary in quality and selection. Whilst some variation is normal, our constant interaction with the quarries ensures that both selection and quality is consistent.

All SIGA slates meet key essential criteria:

- **BS EN12326-1:2004 test results and certification (see next section)**
- **CE labelling**
- **Consistency and security of supply**
- **Consistency of quality**

SIGA Natural Slate is sourced from all over the world. Major slate producing countries include Spain, Wales, Brazil, China and Canada.

A SIGA number and quarry name specifically defines the quarry and selection of slate, guaranteeing traceability and consistency that is second to none.

In order to further cement our commitment to provide quality natural slate, we launched our 'Slate Operations Centre', SIG Pizarras in 2007. Through SIG Pizarras, based in the heart of the slate quarrying region in Leon, Spain, we have access to:

- **A wide range of quarries for all types of slate**
- **On-site full-time quality control personnel**
- **Highly experienced slate procurement personnel**
- **Custom slate sizes, headlaps and selection**
- **Rapid and efficient logistics**

Our UK slate operations are combined under the established market leading brand SIGA. The SIGA brand is synonymous with:

- **Consistency of quality**
- **Longevity of supply**
- **Best value**
- **Choice and variety**
- **Traceability**

# Understanding BS EN12326-1:2004 & CE Marking

## BS EN12326-1:2004

This standard is designed to enable the specifier / purchaser to compare the key physical properties of natural slates to ensure the best fit for the project in mind.

A broad range of attributes are tested, but the three most critical areas are **Thermal Cycle, Sulphur Dioxide Exposure and Water Absorption**. BS EN12326-1:2004 replaced the previous slate standard, BS 680, in 2004.

## Thermal Cycle

Essentially, this process assesses the levels of rust or oxidation within the slate. The test involves repeatedly soaking six pieces of slate in water and then drying them out over a period of up to three weeks. The samples are then inspected for corrosion.

The results are classified as follows:

**T1:** No apparent change OR some surface rust OR other colour changes that neither affect the structure, nor form runs of discolouration.

**T2:** Oxidation or appearance changes of the metallic inclusions with runs of discolouration but without structural changes.

**T3:** Oxidation or appearance of changes of metallic minerals that penetrate the slate and risk forming holes. SIG Roofing does not supply any T3 slates.

**All SIGA slates have been independently tested to T1 or T2 standard.**

## Sulphur Dioxide Exposure

This test examines the ability of the slate to resist atmospheric pollutants.

The slate samples are placed in a hermetically sealed container for up to three weeks and subjected to extreme acidic and humid atmospheric conditions. These samples are then subjected to a standardised mechanical scraping test to measure any softness caused by the chemical disintegration of any carbonate content. Results are shown as S1 (no change), S2 (the slate must be split at least 5% thicker) or S3 (slates must be at least 8mm). Slates containing more than 20% carbonate content are not suitable for roofing or external cladding.

**All SIGA slates have been independently tested to S1 standard.**

## Water Absorption

Excessive water absorption will result in natural slate being vulnerable to frost damage. If the slate absorbs 0.6% or less of its mass in water, it is classified as A1, the highest grade, and needs no further testing. If the absorption is greater than 0.6%, it is classified as A2 and must be subjected to a separate freeze-thaw test, showing no deterioration in mechanical strength.

**All SIGA slates have been independently tested to A1 standard.**





## CE Marking

Under the European Construction Products Directive, any organisation that produces, imports, or sells natural slate must ensure that CE Marking and certification are sought and displayed.

BS EN12326-1:2004 is the harmonised EU standard governing Natural Slate and Stone for Discontinuous Roofing and Cladding. All slates, irrespective of their origin, should be tested to the criteria laid down in the standard, and thus have a set of test results and carry the CE mark.

UK Building Regulations have been amended to ensure that only CE-marked products are used in cases where a directive exists.

Local Authority Building Control Department enforce these regulations, so we recommend that you ensure that any natural slate you specify carries the CE mark, and your supplier provides a set of test results.

Purchasers and installers of Natural Roofing Slate can check whether the slates they have purchased, or are using, have been tested to BS EN12326-1:2004 by looking for the CE marking on any labels within the packaging, and/or any documentation accompanying the slates, such as delivery notes or invoices.

Please note that CE marking does not indicate the quality of a slate but that it has been tested to BS EN12326-1:2004.

## Summary:

- All SIGA slates are tested to BS EN12326-1:2004, and test results are readily available.
- All SIGA slates carry the CE mark.
- Every crate of SIGA slates is marked with EN test results.
- All SIGA slates for Scotland are classified as T1 for minimal surface corrosion.
- All SIGA slates are classified as S1 for strength after corrosive environment exposure.
- All SIGA slates are classified as A1 for water absorption.
- SIGA Specification slates are certified to NF EN12326 for assurance of the highest quality.

## Declarations of Conformity

In addition, the BS EN12326-1:2004 standard makes reference to 'Accompanying Commercial Documents', which are a comprehensive summary of the test results. These are updated on at least an annual basis as new test results are published. All SIGA Declarations of Conformity are available upon request from SIG Roofing branches, and from our website [www.sigroofing.co.uk](http://www.sigroofing.co.uk)



# Slate Selection and Wastage Rates

Every quarry grade their slates into "selection" during the production process. As there is no European or Industry benchmark, there is little or no consistency across the market defining what makes a particular grade. Every quarry will aim to produce the highest possible proportion of best quality slates, with the lower grade slates more keenly priced. However, it is important to note that any potential savings made from using lower grade slates may be offset by increased time and labour charges involved in additional sorting and grading.

To ensure you have greater transparency when selecting natural slate, all SIGA slates are categorised into 'Excellence', 'Specification', 'Commercial' and "Economy".

Depending on the quarry (and even the seam of rock in that quarry), the selection process usually results in a mixture of the following grades:

## Excellence

With a 'Building Lifetime Warranty', these T1, S1, A1 rated slates are of the highest quality from the finest quarries. Wastage rates are extremely low once cuts for eaves, hips and ridges are taken into account.

## Specification

All our Specification Slates are T1, S1, A1 rated, which allows universal use on NHBC new build work and offer a competitive installed cost due to low wastage. These carry a 75 year warranty on application.

## Commercial

Ideally suited to professional installers, these are good quality slates with a 30 year warranty, and can provide an economic solution to both new and refurbishment work. SIGA commercial slates are rated to T1 classification, with a distinct price advantage over our specification and excellence ranges. However, additional costs required to sort, grade and install should be taken into account.

## Economy

The lowest priced SIGA slates, Economy slates can require a great deal of sorting and grading in order to produce a good roof finish. These are ideal for small patching jobs or low cost refurbishment work. Availability and continuity is not as consistent as the better ranges of slate, but all SIGA Economy slates must meet the same strict testing and certification criteria.




Note: all natural slates must be sorted prior to installation. When deciding on the most appropriate slate we recommend that you consider all of the costs associated. These include wastage rates, grading, sorting and trimming required with the lesser quality slates along with transportation costs needed for distribution.



# Design Considerations

## Categories of exposure to driving rain and basic wind speeds



To ensure the effective design of a natural slate roof, it is imperative that key interrelated factors are taken into account including:

- Site exposure
- The pitch of the roof
- The type of slate selected
- The slate lap

General guidance on the most important points to be considered is given below. Further information can be obtained from BS 5534: 2003, Code of practice for slating and tiling.

## Environmental Conditions

### Rain exposure

The degree of exposure of a building to driving rain determines the minimum lap which should be specified.

The anticipated degree of exposure is given in the adjacent image.

Localised factors such as high buildings, buildings on the slopes or tops of hills and coastal sites, can increase the exposure grading which should be applied in a specific project.

The table on page 12 shows the minimum recommended headlap for moderate and severe exposure sites.

### Pitch of roof

In general, the lower the pitch of the roof, the greater should be the lap. This longer lap will help to resist both capillary action and wind uplift. On steeper pitches with free-flowing drainage, smaller slates may be used. For exposed sites, wide slates with a greater lap should be used whereas in sheltered areas, roof pitches as low as 20 degrees can be achieved using a hook fixing system.

### Lap

The lap is calculated by taking account of wind uplift, exposure to driving rain and the roof pitch. The table on page 12 gives the recommended minimum laps for various roof pitches and building exposures.

## Fixings and Headlap Tables BS 5534

BS 5534:2003 is the Code of Practice for Slating and Tiling and describes not only the means of installing slates (nailing or hook fixing), but also the "headlaps" required to ensure that the roof remains watertight even at pitches as low as 20 degrees.

The most commonly used slate size in Britain is 500x250mm. Most stock slates will be pre-holed at 75mm, 90mm or 100mm, allowing you the versatility of different pitches - 25 degrees in moderate exposure zones and 30 degrees in severe exposure zones.

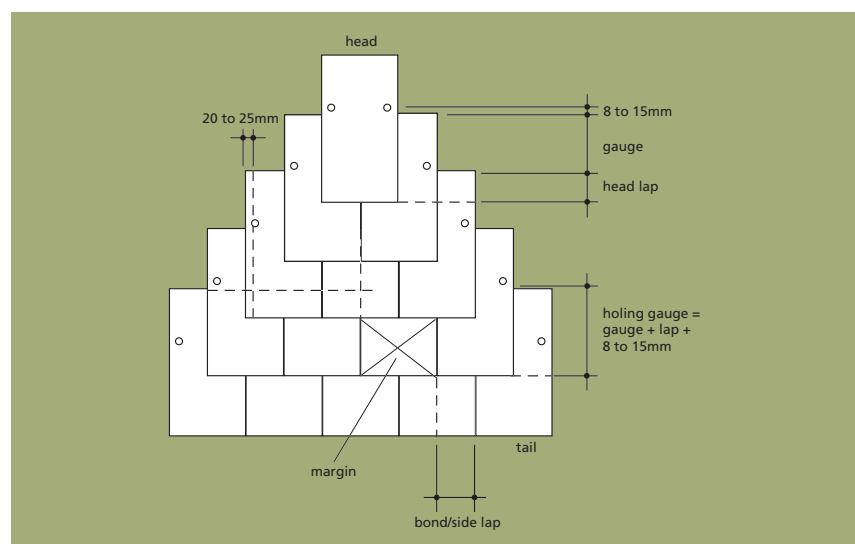
The actual difference in the location of the holes between 75mm and 100mm headlap slates is only 7mm. We recognise that most battens used in new builds are 50mm wide and supply a range of SIGA slates with a universal headlap of 90mm. This allows the slater to install a single pre-holed slate at a variety of headlaps, simply by moving the slate further up or down the batten. We offer the majority of our SIGA slate at a single headlap, thus providing you with greater flexibility of choice.

Scottish heavy slates are normally holed approximately 110mm from the head of the slate and are fixed with a headlap of 75mm or 100mm depending on geographical location. See Fixing Diagram below.

We can also pre-hole any headlap to special order. While this does not normally attract a price premium, any bespoke products must be ordered in advance to ensure timely delivery for specific projects.

### Terminology

This diagram gives a brief explanation of the terms that are commonly used throughout the roofing industry. However, different regions may use different names, so we always recommend that you refer to BS 6100: subsection 1.2.3: 1989 – Building and civil engineering terms – roofs and roofing.



## Minimum Recommended Headlaps

These tables give minimum recommended headlaps according to exposure, roof pitch and slate size. Detailed guidance on wind load calculations is given in BS 5534:2003 and BS 6399, Part 2: 1997 and Part 3: 1998.

Slate Size		Moderate Exposure (less than 56.5l/m <sup>2</sup> /spell) Pitch°							
mm	inches (approx)	20	22.5	25	27.5	30	35	40	45
600x300	24x12	*	140	95	85	80	70	60	55
500x300	20x12	115	105	95	85	80	70	60	55
500x250	20x10	-	130	95	85	80	70	60	55
400x250	16x10	-	-	-	-	80	70	60	55
450x220	18x9	-	-	-	-	80	70	60	55
400x220	16x9	-	-	-	-	80	70	60	55
400x200	16x8	-	-	-	-	80	70	60	55
350x250	14x10	-	-	-	-	80	70	60	55
350x200	14x8	-	-	-	-	80	70	60	55
300x200	12x8	-	-	-	-	80	70	60	55

Slate Size		Severe Exposure (56.5l or more /m <sup>2</sup> /spell) Pitch°						
mm	inches (approx)	22.5	25	27.5	30	35	40	45
600x300	24x12	*	140	120	105	90	80	70
500x300	20x12	130	120	110	100	85	80	70
500x250	20x10	*	130	115	105	95	85	80
400x250	16x10	-	-	-	100	85	80	70
450x220	18x9	-	-	-	115	105	100	95
400x220	16x9	-	-	-	100	85	80	70
400x200	16x8	-	-	-	105	100	90	90
350x250	14x10	-	-	-	100	85	80	70
350x200	14x8	-	-	-	100	85	80	70
300x200	12x8	-	-	-	100	85	80	70

### Notes from BS5534:2003

1. The Minimum Roof Pitch for Natural Slates: 20 degrees (BS5534:2003 Page 27) Depending on Size of Slate See Table Above (BS5534:2003 Page 27, Table 5).
2. Slates 450mm Long or Less Should Not Be Used at Pitches Of 27.5 Degrees or Less (Moderate & Severe Exposure) (BS5534:2003 Page 27, Table 5).
3. Slates less than or equal to 460mm long or greater than 450mm long should not be used at pitches of 25 degrees or less in Severe Exposure (BS5534:2003 Page 27, Table 5).
4. Slates less than or equal to 500mm long or greater than 460mm long should not be used at pitches less than 25 degrees in Severe Exposure (BS5534:2003 Page 27, Table 5).
5. Table to be Used for Buildings with a Maximum Ridge Height of 12 Metres and Rafter Lengths not longer than 6 metres in Severe Exposed areas and not longer than 9 meters in Moderate Exposed areas (BS5534:2003 section 5.3.1).
6. Where abnormal weather conditions might be expected, e.g. on elevated sites, near to the coast, in localities where heavy snow falls are commonly experienced or in conditions of severe exposure, the following recommendations for pitches and laps will not always ensure full protection from the weather. In such conditions, the specifier using generic products should seek guidance from a competent person who is conversant with local conditions and any special precautions that should be taken into account in designing the roof covering. (BS5534:2003 section 5.3.1).

## Batten and Holing Gauges

mm	300	350	400	450	500	550	600	Slate Length
Inches	12	14	16	18	20	22	24	
50mm lap	125	150	175	200	225	250	275	<b>Battening gauge (mm)</b>
	8.00	6.67	5.71	5.00	4.44	4.00	3.64	<b>(M) batten per sq.m</b>
	185	210	235	260	285	310	335	<b>Holing gauge (mm)</b>
55mm lap	123	148	173	198	223	248	273	<b>Battening gauge (mm)</b>
	8.16	6.78	5.80	5.06	4.49	4.04	3.67	<b>(M) batten per sq.m</b>
	188	213	238	263	288	313	338	<b>Holing gauge (mm)</b>
65mm lap	118	143	168	193	218	243	268	<b>Battening gauge (mm)</b>
	8.51	7.02	5.97	5.19	4.60	4.12	3.74	<b>(M) batten per sq.m</b>
	193	218	243	268	293	318	343	<b>Holing gauge (mm)</b>
70mm lap	115	140	165	190	215	240	265	<b>Battening gauge (mm)</b>
	8.70	7.14	6.06	5.26	4.65	4.17	3.77	<b>(M) batten per sq.m</b>
	195	220	245	270	295	320	345	<b>Holing gauge (mm)</b>
75mm lap	113	138	163	188	213	238	263	<b>Battening gauge (mm)</b>
	8.90	7.27	6.15	5.33	4.70	4.22	3.80	<b>(M) batten per sq.m</b>
	197	222	247	272	297	322	347	<b>Holing gauge (mm)</b>
80mm lap	110	135	160	185	210	235	260	<b>Battening gauge (mm)</b>
	9.09	7.41	6.25	5.41	4.76	4.26	3.85	<b>(M) batten per sq.m</b>
	200	225	250	275	300	325	350	<b>Holing gauge (mm)</b>
85mm lap	108	133	158	183	208	233	258	<b>Battening gauge (mm)</b>
	9.30	7.55	6.35	5.48	4.82	4.30	3.88	<b>(M) batten per sq.m</b>
	203	228	253	278	303	328	353	<b>Holing gauge (mm)</b>
90mm lap	105	130	155	180	205	230	255	<b>Battening gauge (mm)</b>
	9.52	7.69	6.45	5.56	4.88	4.35	3.92	<b>(M) batten per sq.m</b>
	205	230	255	280	305	330	355	<b>Holing gauge (mm)</b>
95mm lap	103	128	153	178	203	228	253	<b>Battening gauge (mm)</b>
	9.76	7.84	6.56	5.63	4.94	4.40	3.96	<b>(M) batten per sq.m</b>
	208	233	258	283	308	333	358	<b>Holing gauge (mm)</b>
100mm lap	100	125	150	175	200	225	250	<b>Battening gauge (mm)</b>
	10.00	8.00	6.67	5.71	5.00	4.44	4.00	<b>(M) batten per sq.m</b>
	210	235	260	285	310	335	360	<b>Holing gauge (mm)</b>
105mm lap	-	123	148	173	198	223	248	<b>Battening gauge (mm)</b>
	-	8.16	6.78	5.80	5.06	4.49	4.04	<b>(M) batten per sq.m</b>
	-	238	263	288	313	338	363	<b>Holing gauge (mm)</b>
110mm lap	-	120	145	170	195	220	245	<b>Battening gauge (mm)</b>
	-	8.33	6.90	5.88	5.13	4.55	4.08	<b>(M) batten per sq.m</b>
	-	240	265	290	315	340	365	<b>Holing gauge (mm)</b>
115mm lap	-	118	143	168	193	218	243	<b>Battening gauge (mm)</b>
	-	8.51	7.02	5.97	5.19	4.60	4.12	<b>(M) batten per sq.m</b>
	-	243	268	293	318	343	368	<b>Holing gauge (mm)</b>
120mm lap	-	-	140	165	190	215	240	<b>Battening gauge (mm)</b>
	-	-	7.14	6.06	5.26	4.65	4.17	<b>(M) batten per sq.m</b>
	-	-	270	295	320	345	370	<b>Holing gauge (mm)</b>
125mm lap	-	-	138	163	188	213	238	<b>Battening gauge (mm)</b>
	-	-	7.27	6.15	5.33	4.71	4.21	<b>(M) batten per sq.m</b>
	-	-	273	298	323	348	373	<b>Holing gauge (mm)</b>
130mm lap	-	-	135	160	185	210	235	<b>Battening gauge (mm)</b>
	-	-	7.41	6.25	5.41	4.76	4.26	<b>(M) batten per sq.m</b>
	-	-	275	300	325	350	375	<b>Holing gauge (mm)</b>
150mm lap	-	-	-	150	175	200	225	<b>Battening gauge (mm)</b>
	-	-	-	6.67	5.71	5.00	4.44	<b>(M) batten per sq.m</b>
	-	-	-	310	335	360	385	<b>Holing gauge (mm)</b>



# Fixing Natural Slates

BS 5534 specifies two ways of installing slates; nailing or hook fixing.

These fasteners fix the slates to either batten which is by far the most common English method, or to sarking board, which is commonly used in exposed areas in Scotland.

## Nailing

Nail fixing is the traditional UK method of installing slates and requires a degree of skill to produce a professional result. Most SIGA slates are supplied pre-holed. Thinner slates (up to 7mm) are usually punched from the reverse face, creating a small 'spalled' area around the hole to allow the head of the nail to sit flush with the face of the slate. Thicker or very hard slates are often drilled.

To comply with BS 5534, nails used for slating must:

- **Be made from copper or aluminium.**  
Steel (including galvanised steel) is not permitted for reasons of corrosion, and hence safety.
- **Have a shank (wire) diameter of at least 3mm.**
- **Have a head diameter of at least 10mm.**
- **Be of the correct length to engage into a standard 25x50mm batten by 20-22mm.**

SIGA slate stockists carry RoofShop nails made to these specifications, manufactured in the EU, and fully compliant with BS 5534.

## Hook Fixing

Hugely popular in continental Europe, hook fixing is quicker and simpler to install than nail fixing. It provides additional security should a slate crack, as it prevents the loose tail of the slate from falling off the roof. In addition, hook fixing reduces the risk of slate breakage during nailing with conventional pre-holed slates.

To comply with BS 5534, hook fixings must:

- **Be made from 316-grade (Marine Grade) stainless steel.**
- **Have a spiked end (driven into the batten/sarking board like a nail), not batten end (where the top part of the slate hook wraps around the batten).**  
**Wrap hooks are no longer recommended.**

There are several grades of stainless steel from which slate hooks have been made. While 316-grade stainless steel is absolutely essential in corrosive atmosphere (e.g. cities, coastal areas), 304-grade has been safely used in inland rural areas, and can offer a modest cost saving. Lower grades of stainless steel become brittle with time, leading to slate loss and the risk of accidents.


SIGA slate stockists carry RoofShop 316-grade slate hooks made to these specifications. These are manufactured within the EU and comply fully with BS 5534.


## Slate Storage and Sorting

All natural slates should be sorted and graded in accordance with BS 8000. This is most easily done at ground level. Any twisted or bowed slates should be set to one side, and be used first for eaves or top slates. This will result in the best possible roof finish. Not sorting slates, particularly amongst the Commercial and Economy ranges, can compromise the aesthetic appeal of the roof.

Slates should be stored in their pallets wherever possible. Once removed from the crate, they should be stacked on their long edge on two pieces of batten. Each slate should be inspected and separated into three piles;

- Thick slates ideally should be used at the lower roof
- Medium thickness slates used in the middle of the roof
- Thin slates used on the upper roof





## Slate Coverage

Given the multitude of different sizes and headlaps available, and the peculiarities of the production process, the installed cost of any slate can be influenced by the size selected, and the quantity of batten and fixings required for that particular slate size. Please contact your SIGA Slate Business Development Manager for further assistance. The most readily available slate size in Scotland is 400x250mm.

Nominal Size	Lap (mm)															
	65	70	75	80	85	90	100	105	110	115	120	125	130	135	140	145
<b>600x300</b>	12.46	12.58	12.70	12.82	12.94	13.07	13.33	13.47	13.61	13.75	13.89	14.04	14.18	14.34	14.49	14.65
<b>500x300</b>	15.20	15.50	15.69	15.60	15.80	16.00	16.40	16.60	16.80	17.00	17.30	17.50	18.02	18.25	18.52	
<b>500x250</b>	18.39	18.60	18.82	19.05	19.28	19.51	20.00	20.25	20.51	20.78	21.05	21.33	21.62	21.92	22.22	22.54
<b>450x250</b>	20.78	20.60	21.33	21.62	21.92	22.22	22.86	23.19	23.53	23.88	24.24	24.62	25.00	25.40	25.81	26.23
<b>450x220</b>	23.61	23.92	24.24	24.57	24.91	25.25	25.97	26.35	26.74	27.14	27.55	27.97				
<b>400x300</b>	19.60	19.90	20.20	20.50	20.80	21.20	21.90	22.20	22.60	23.00	23.40	23.80	24.30			
<b>400x250</b>	23.88	24.24	24.62	25.00	25.40	25.81	26.67	27.12	27.59	28.07						
<b>400x220</b>	27.14	27.55	27.97	28.41	28.86	29.33	30.30	30.82	31.35	31.90						
<b>400x200</b>	29.85	30.30	30.77	31.25	31.75	32.26	33.33	33.90	34.48	35.09						
<b>350x250</b>	28.07	28.57	29.09	29.63	30.19	30.77	32.00	32.65	33.33							
<b>350x200</b>	35.09	35.71	36.36	37.04	37.74	38.46	40.00									
<b>300x200</b>	42.55	43.48	44.44	45.45	46.51	47.62	50.00									

Values are calculated using nominal sizes and incorporate a 5mm joint gap.  
We recommend using wastage allowances based on the guidance on page 9.





**Warranty overview:**

SIGA slates, and the quarries that produce them, have been carefully selected by experienced specialists to satisfy our customer's roofing requirements. Because of the traceability we rigorously enforce, SIG Roofing Supplies is able to provide a product replacement warranty directly to the end-user; giving the peace of mind you would expect with a leading UK-based distributor. The warranty is in addition to, and does not affect, your statutory rights. Full terms and conditions of the warranty are available on request.

# SIGA Range Overview | Excellence Range



The finest SIGA Slates from the most reputable quarries, selected to provide a long-lasting, beautiful roof with minimal grading & sorting. The Excellence range also provides a readily-available alternative to long-discontinued domestic British slates, with a close match for texture and colour, without the slightest compromise on quality.

The finest Primera selections from the very best quarries, the SIGA Excellence range offers:

- Superlative quality stone
- Exceptional selection with very low wastage
- Extended warranties and long life expectancy

## SIGA 110 Greaves Portmadoc Random Welsh Slates

SIGA 110 offers you true random slates ex-stock, in lengths from 10 to 16 inches, sold by the square metre.

These slates were developed because of a lack of a reliable source of reclaimed Scottish slates of useable quality and quantity. As a result, it was becoming difficult to replicate the appearance of a coarse random roof with an indigenous slate.

SIGA 110 is available thanks to months of research, negotiation and co-operation between SIGA Slate and Greaves Portmadoc. The production uses stone that had been set aside in previous years as too thick for the English market. Using modern cutting and dressing machinery alongside traditional hand-splitting craftsmanship, we are able to produce, with minimal environmental impact, a tailored product that can provide hundreds of years of service, coupled with unrivalled natural beauty.

SIGA 110 is now widely considered as the only credible alternative to some historic Scottish quarries, and as such, is approved for use by Historic Scotland.

### Why choose SIGA 110?

- 150 years quarrying experience
- Traditional splitting methods & expertise
- 100+ year product life
- Colour fast and durable
- Inspirational natural beauty
- Approved for use by Historic Scotland



# SIGA Range Overview | Specification Range



A selection of high-quality first-selection slates, covering a broad range of colours and textures to fulfil almost any specification desired. The Specification range is carefully tailored to each part of the UK, and regional favourites are stocked in depth for rapid availability and service.

SIGA Specification slates are a popular choice with homeowners, self-builders and developers, due to their consistency, quality, smooth roof finish, and market-leading warranties. All Specification slates are A1, T1, S1 to comply with NHBC requirements.

## SIGA 67 Range

Produced in a state-of-the-art facility in La Bana region, SIGA 67 Range provides the specifier with a slate of outstanding quality and consistency, tailor-made for the Scottish market.

With its characteristic Seca (or dry) appearance, SIGA 67 Range is produced exclusively for SIG Roofing Supplies by a joint venture between two of the most respected slate manufacturers in Spain, with an excellent reputation for quality and service.

The quality of SIGA 67 Range is such that it has been awarded the prestigious NF certificate by the LNE in France. This is in addition to returning the obligatory A1 T1 S1 results under BS EN12326, as required for all SIGA Specification slates.



# SIGA Range Overview | Commercial Range



A range of affordable slates of good quality, ideal for the refurbishment & volume developer market. These are recommended for experienced slaters, as thickness and quality can be more variable than the Specification range, so careful sorting and grading is strongly recommended for the best aesthetics.

All Scottish Commercial Range slates are A1 T1 S1 to comply with NHBC requirements. Wastage, while still very reasonable, is generally a little higher than the Excellence or Specification ranges.



# SIGA Range Overview | SIGA Economy Slates



The lowest priced SIGA slates, Economy slates can require a great deal of sorting and grading in order to produce a good roof finish. These are ideal for small patching jobs or low cost refurbishment work.

Despite their lower price, all SIGA Economy slates must meet the same strict testing and certification criteria as the higher grades. As they are a by-product of the production of the higher-quality slates, availability and continuity is more fluid, so they are not recommended for very large or long-term projects.

SIGA Economy Slates for Scotland are usually T1, but as they are of the lowest merchantable quality, wastage rates will be consistent with the quality of finish required. The additional cost of skilled labour should be taken into account if Economy Slates are being considered.





SIG Roofing Supplies Group,  
Harding Way, St Ives,  
Cambridgeshire,  
PE27 3YJ

Tel: 01480 466777  
Fax: 01480 302881

Email: [info@sigaslate.co.uk](mailto:info@sigaslate.co.uk)  
Web: [www.sigaslate.co.uk](http://www.sigaslate.co.uk)

This brochure has been produced by the Marketing Department for SIG Roofing. All rights reserved. No copying by any means is permitted, except when permission is given in writing by SIG Roofing.

This brochure contains manufacturers' product information that is reproduced by SIG Roofing in good faith, based on the latest knowledge available at the time of going to print. Whilst every effort has been made to ensure that the information is current and correct, as distributors SIG Roofing cannot accept responsibility for the application and specification data featured. Neither can we accept responsibility where the manufacturers' instructions have not been followed. We reserve the right to amend, withdraw or substitute these products at any time. SCOTTISHSLATE/05/10/V01

